

# OPTIMUM

LATERAL SPREAD™ TALL FESCUE BLEND

Optimum combines top-rated Tall Fescue varieties to create a premium blend of Tall Fescue. This blend performs exceptionally well across multiple US climatic zones. NTEP top group rated for Gray Leaf Spot and Brown Patch Resistance, Shade Tolerance, Traffic Stress, Drought Tolerance, and Density. Optimum Tall Fescue blend is specifically formulated with **Titanium G-LS**, **Raptor LS**, **Avenger III** and **Dynamite G-LS**; each variety brings a number of strengths for a well-rounded, bullet-proof blend. Don't settle for mediocre, plant only the Optimum blend!

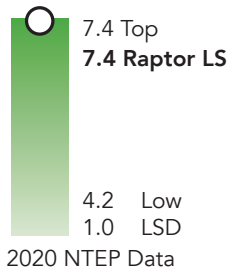
## TOP NTEP RATED FOR:

- GRAY LEAF SPOT RESISTANCE
- BROWN PATCH RESISTANCE
- DROUGHT TOLERANCE
- TRAFFIC STRESS
- SHADE TOLERANCE
- DENSITY

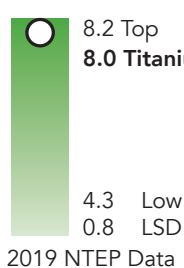


**A-LIST APPROVED**

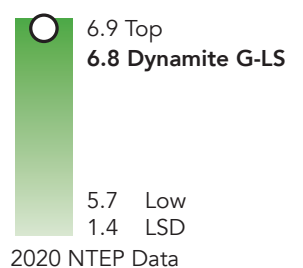
### BROWN PATCH



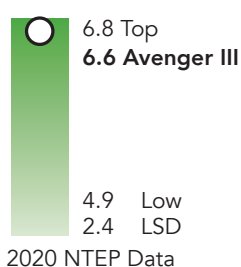
### GRAY LEAF SPOT



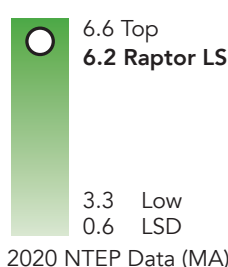
### DROUGHT




### SHADE



### TRAFFIC STRESS



### SUMMER DENSITY



### SEEDING RATES

Optimum should be sown at a rate of 6 to 9 lbs per 1,000 sq ft (275 to 400 lbs per acre). Overseed existing tall fescue at a rate of 225 to 300 lbs per acre.

