



Big League is a leading perennial ryegrass in a number of important turfgrass categories. Big League was specifically selected for overseeding due to its rapid germination and fast establishment. Big League provides cover quickly allowing for use sooner than other varieties. Big League is also a very attractive turf, scoring high in turfgrass color, quality and leaf texture and ranking second in overall quality at the recent NC State trial . In addition, once Big League has completely established, it will grow slower resulting in fewer mowings and less clippings.

RAPID GERMINATION

FAST ESTABLISHMENT

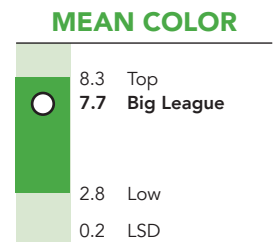
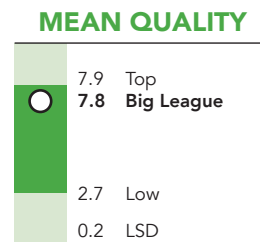
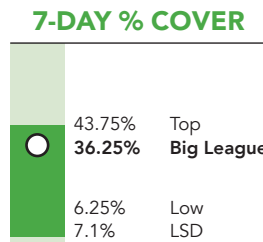
EXCELLENT TURF QUALITY

DARK GREEN

SELECTED FOR OVERSEEDING

AREAS OF USE

- Landscaped Areas
- Sports Turf
- Fairways
- Residential Lawns
- Warm-Season Overseeding



2016-2017 NC State Winter Overseeding Trials on Athletic Fields/Fairway Height Bermudagrass; 1-9; 9 = Highest
 ■ Range of Values Measured ○ MVS Variety Ranking

SEEDING

Big League readily establishes on loosened bare soil or after verticutting existing turf for renovation and overseeding. For typical new seeding applications, apply at a rate of 5-7 lbs/1,000 sq ft. Periodic reseeding at 3-5 lbs/1,000 sq ft maintains density for visual appearance and durability. For overseeding dormant warm season grasses, a rate of 30-40 lbs/1,000 sq ft is suggested for golf course greens. And 7-10 lbs/1,000 sq ft (300-450 lbs/acre) for tees, fairways and roughs.

MAINTENANCE

Big League will form a tight knit turf under a broad range of soil types and environmental conditions, from full sun to medium shade. It will mow cleanly at heights of ½" and above. Big League can be maintained at fairway cutting heights when appropriate management practices are observed.

