

DON'T SETTLE FOR MEDIOCRE,
ONLY PLANT
THE OPTIMUM BLEND OF TALL FESCUE

OPTIMUM[®]

A-LIST[®] APPROVED

Low Input Turf Varieties

TOP RATED DISEASE RESISTANCE

Gray Leaf Spot and Brown Patch

DROUGHT & HEAT TOLERANT

Dominating the Dry Spells





Churchill Downs | Louisville, KY



Residential Lawn | Bel Air, MD

Top-Rated Varieties Make the Optimum® Blend

Optimum® Tall Fescue blend is specifically formulated with Mountain View Seeds Tall Fescue varieties that each bring a number of strengths for a well-rounded, bullet-proof blend that performs well across multiple US climatic zones. Don't settle for mediocre, plant only the Optimum blend!

FAST ESTABLISHMENT—extremely fast to germinate and establish creating a dense, durable sward.

GRAY LEAF SPOT & BROWN PATCH RESISTANCE—rated in the top group of NTEP.

TRAFFIC TOLERANCE—spreads laterally through tillers to self-repair heavy traffic areas.

EXCEPTIONAL COLOR & TEXTURE—dark green color, fine leaf texture and increased density make it an ideal choice for all your permanent turfgrass needs.

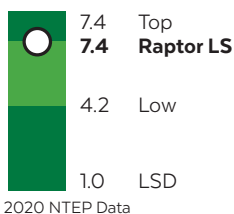
A-LIST® APPROVED—these varieties have shown the ability to maintain excellent turf quality under the harshest conditions, requiring less water, fertilizer, and chemicals to do so.



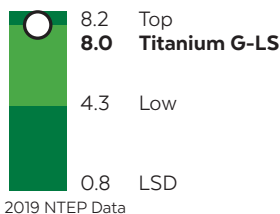
FORMULATED WITH FOUR VARIETIES TOP NTEP RATED FOR:

- Gray Leaf Spot Resistance
- Brown Patch Resistance
- Drought Tolerance
- Traffic Stress
- Shade Tolerance
- Density

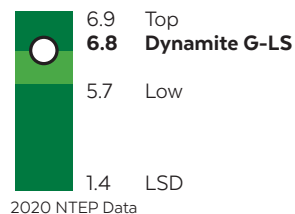
BROWN PATCH



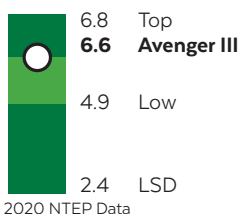
GRAY LEAF SPOT



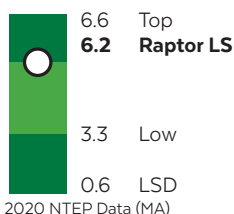
DROUGHT



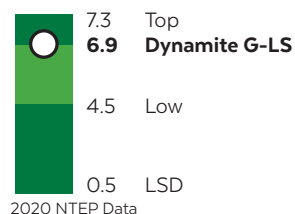
SHADE



TRAFFIC STRESS



SUMMER DENSITY





Capitol Hill | Sacramento, CA



Triangle Turf & Ornamental | Mcleansville, NC

FORMULATED WITH

- **Avenger III** – A-List® approved, adapted to both high heat and extreme cold climates
- **Dynamite G-LS** – A-List® approved, Lateral Spread™ technology, rapid establishment
- **Raptor LS** – Lateral Spread™ technology, top in Turf Quality at NTEP Northeast & Transition Zone locations
- **Titanium G-LS** – A-List® approved, Lateral Spread™ technology, excellent Gray Leaf resistance

SEEDING

Optimum should be sown at a rate of 6 to 9 lbs per 1,000 sq ft (275 to 400 lbs per acre). Overseed existing tall fescue at a rate of 225 to 300 lbs per acre.

MAINTENANCE

Optimum's natural dark color, density, and pest resistance minimize the need for extensive maintenance. Generally 2 to 3 lbs of nitrogen as part of a balanced fertilizer applied annually is all that is required. Cutting heights should range between 2 to 3 inches. Under controlled conditions heights down to 1 inch can be satisfactorily maintained.

AREAS OF USE

Residential Lawns, Municipal Parks, Sports Fields, Sod Production, and Golf Course Roughs

“We’ve been very pleased with Optimum’s performance across all factors, from speed and consistency of germination to overall durability. We regularly run 1,000 lb. horses over the area and it has held up very well. It’s proven to be highly durable. This year at the Derby, everyone commented on how lush, dark green, and beautiful the turf looked. It made a strong visual impact.”

Jamie Richardson, Churchill Downs | Louisville, KY

“Thanks to the Optimum brand of grass seed from Mountain View Seeds and with their help and continued support over the past couple seasons my lawn is the envy of the neighborhood, has quick establishment, great color with very little inputs, a great lawn starts with MVS”


Russell Gene, Homeowner | Bel Air, MD

“The quality of the sod was excellent, and we had numerous compliments of city foremen and superintendents that were present during installation.”

Chris Burger, A-G Sod | Sacramento, CA

“It looks phenomenal and everyone that comes in talks about how good it looks.”

Randy Brown, Triangle Turf & Ornamental | Mcleansville, NC



Churchill Downs | Louisville, KY



At Mountain View Seeds, we rely on our experience and people. We know grass seed research, production and processing—after all, we’ve been bringing you Oregon’s best for more than 25 years.

We take pride in the knowledge and skill of our staff. From research and development to production and order fulfillment, we believe in better.

WE BELIEVE IN BETTER | 503.588.7333 | MTVIEWSEEDS.COM